

Overview.

Customers that are CBD can purchase using the OEM Dynamics online store with many freight and payment options.

The website has been optimised to work on mobile devices. If you are a mobile technician, mechanic, farmer or miner you can access technical data and even order parts right there on your mobile device.

[How to navigate the site and checkout](#)

[Register for an online CDB account](#)

[Registered user log in](#)

How to navigate the site and checkout.

Step-by-step. How to navigate the site and checkout.

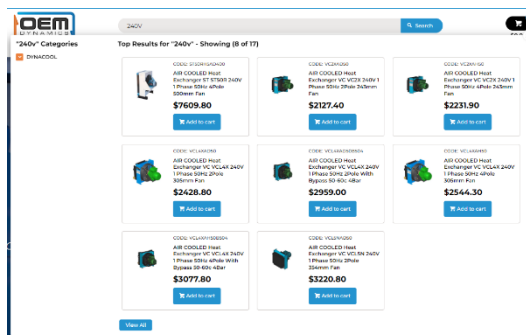
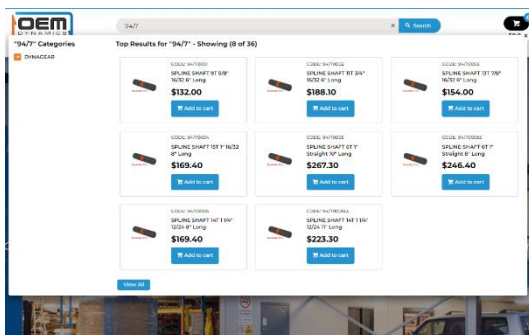
1. In your browser navigate to our website www.oemdynamics.com.au



2. Find the product
 - a. Search Bar.

If you know the product code start typing in the search bar. The number of items found will reduce with each digit entered.

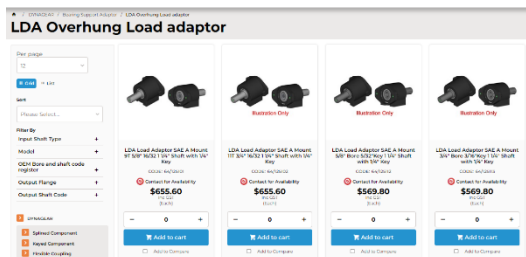


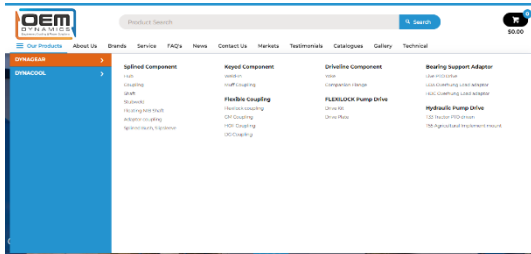
If you know some feature of the product you need e.g. "240v cooler" type "240V" in the search bar. All items with that have the feature will show in the results.



How to navigate and purchase online as a CBD customer

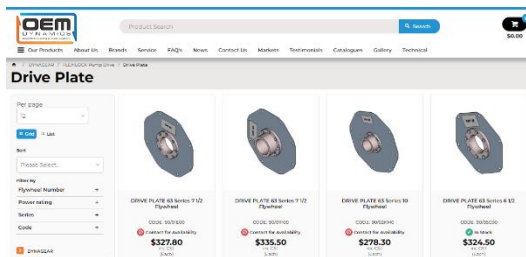
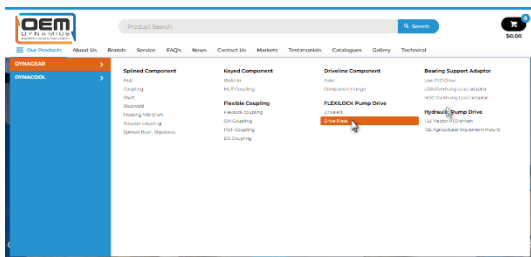
b. Picture search

Click on **“Our Products”** tab. Click on the either **“DYNACOOOL”** or **“DYNAGEAR”** to see a pictorial view of the product categories. By clicking on an image, you will open the product listing for that category. Then you can drill down to item codes.

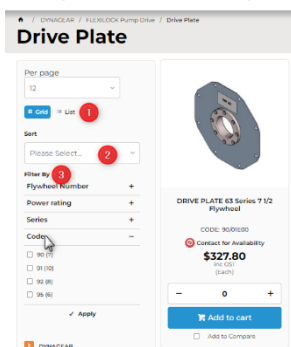


c. Quick search

Hover your mouse over **“Our Products”** tab. Move your mouse to **“DYNACOOOL”** for our coolers and accessories or **“DYNAGEAR”** for our power transmission products. Then move your mouse to the category you are interested in. Click the category and you will drill down to item codes.

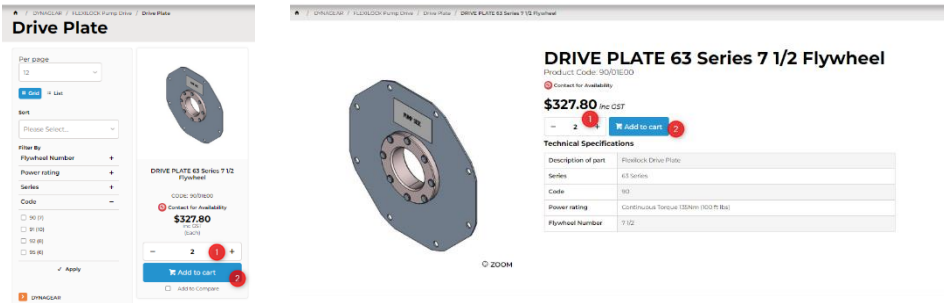


- The left side bar has the Views, Sort and Filter for the item code list. You can change the view of the listing from Grid to list (1) There are several sort options (2) And you can filter by one of the many product attributes.

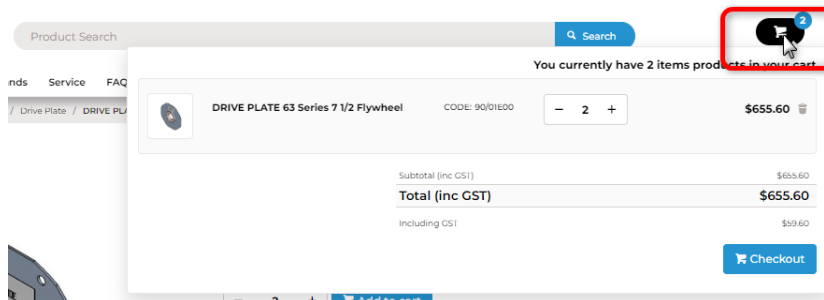


How to navigate and purchase online as a CBD customer

4. Now that you have found the product you want to order
 - a. On the quick view screen Change the quantity to your order quantity and click on add to cart
 - b. Hover your mouse over the item and click on **“take a closer look”** when it appears. This will show you the full product detail, attributes, downloads, more pictures, related products, accessories and any recommended spare parts.

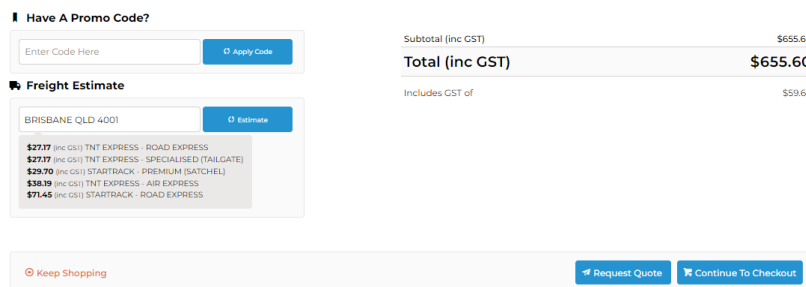


5. Checkout.
 Click on the cart symbol at the top right of the screen or the word **“Checkout”**.



In the top section of the checkout you can add more items, request a quote, change the quantity, add a note or add a notification when an out of stock the item is back in stock.

Scroll down to the bottom of the screen. You can see the cart total, get a freight estimate and click on **“Continue to Checkout”**



How to navigate and purchase online as a CBD customer

- Complete the Guest Check out with you details and delivery address. Add any delivery instruction and comments.

Orders / Complete Order

Submit Order For Processing

Login with a social network

Sign in with Google

Continue with Facebook

Login with email

Email Address *

b2bdemo

Remember email

Password *

.....

Login & Continue

Lost Password?

Guest Checkout

Contact / Billing Address

Customer Reference *

42326

Email Address *

john.smith@myengineering.com.au

Contact Name *

John

Phone Number *

0458789332

Address Line 1 *

Brisbane CBD

Address Line 2

Address Line 2

Suburb *

BRISBANE CITY

State *

QLD

Postcode *

4000

Create Account & Remember my details

My Delivery Address is different to my Contact / Billing Address

Delivery Instructions

Delivery Instructions

Please leave at Delivery Dock Level 2

Order Comments

Pack well

- Scroll down to freight options. Select either **“Include on order”**. Select one of the freight services quoted or **“Freight will be to our account”**. Add you freight account details. Select and complete your payment option or submit the items for a quote.

Login with a social network

Sign in with Google

Continue with Facebook

Login with email

Email Address *

b2bdemo

Remember email

Password *

.....

Login & Continue

Lost Password?

Freight Options

Include on order

Freight will be to our account

Select freight on order

(+\$27.77) TNT EXPRESS - ROAD EXPRESS (Inc GST)

(+\$27.77) TNT EXPRESS - SPECIALISED (TAILGATE) (Inc GST)

(+\$29.70) STARTRACK - PREMIUM (SATCHEL) (Inc GST)

(+\$38.59) TNT EXPRESS - AIR EXPRESS (Inc GST)

(+\$71.65) STARTRACK - ROAD EXPRESS (Inc GST)

Order Summary

Quick View Edit

Subtotal (inc GST)	\$656.60
Freight	\$29.70
Total (inc GST)	\$685.30
Including GST	\$62.30

Payment

Payment Methods Direct Deposit Get Quote

Choose a way to pay

Card

PayPal Developer Error: Something went wrong. Check the console for details.

Other ways to pay

Process Payment

How to navigate and purchase online as a CBD customer

- To confirm your order has been sent your browser will show the “order successful” window. Here you will see the order details, delivery detail and order total. You can print a copy of the order for your records.


Orders /

Print

Order Successful


You will receive an email detailing your order once your payment has been confirmed.
The details of your order are displayed below.

Contact / Billing Address	Delivery Address
Name: John Address: Brisbane CBD BRISBANE CITY, QLD, 4000 Phone: 0458789332	Name: John Address: Brisbane CBD BRISBANE CITY, QLD, 4000 Phone: 0458789332 Delivery Instructions: Please Leave at Delivery Dock Level 2 Order Comments: Pack well

Product	Qty	Price (inc GST)	Unit	Discount	Total (inc GST)
 DRIVE PLATE 63 Series 7 1/2 Flywheel <small>Code: 9001E00</small>	2	\$327.80	Each	0.00%	\$655.60
Subtotal (inc GST)					\$655.60
Freight					\$29.70
Total (inc GST)					\$685.30
Includes GST of					\$62.30


Head Office: 7 Conval Ave | Our Store: Current Offers | Customer Care: FAQs | Important Information: Terms & Conditions

- An email is sent to the email address you provided confirming the order.



Order Confirmation #122283

Order Summary

Item	Qty	Price (inc GST)	Unit	Discount	Total (inc GST)
 DRIVE PLATE 63 Series 7 1/2 Flywheel <small>Code: 9001E00</small>	2	\$327.80	Each	0.00%	\$655.60
Subtotal (inc GST)					\$655.60
Freight					\$29.70
Total (inc GST)					\$685.30
Including GST					\$62.30

Delivery Address	Billing Address
John Smith Brisbane CBD BRISBANE CITY QLD 4000 Australia 0458789332	John Smith Brisbane CBD BRISBANE CITY QLD 4000 Australia 0458789332

Order Comments: Pack Well

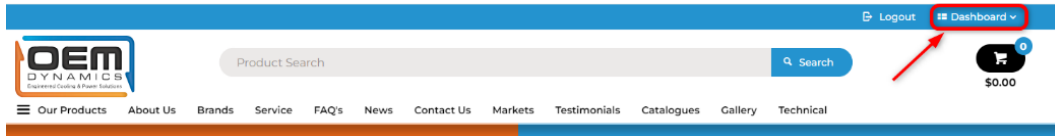
Delivery Instructions: Please Leave at the DeliveryDock Level 2

Phone: (02) 6681 8800 | <https://oemdynamicsproject.commerce.vision>
Copyright © 2024 OEM Dynamics PROJECT, All rights reserved.

How to navigate and purchase online as a CBD customer

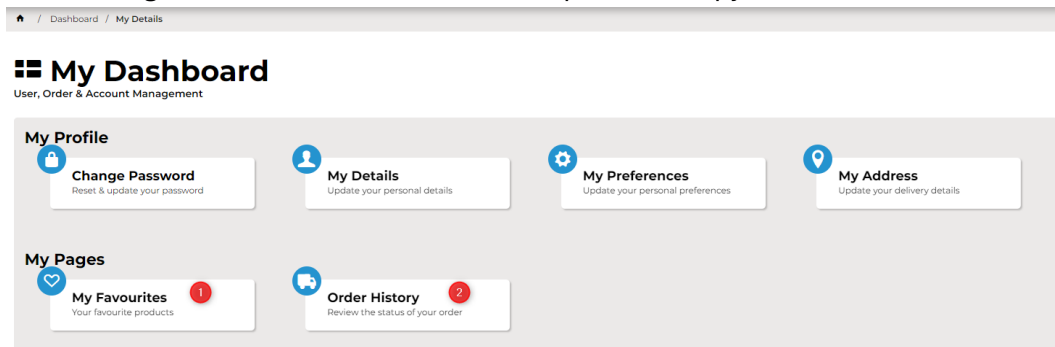
Register for an online CBD account

1. CBD customers that purchase often can create an online account.

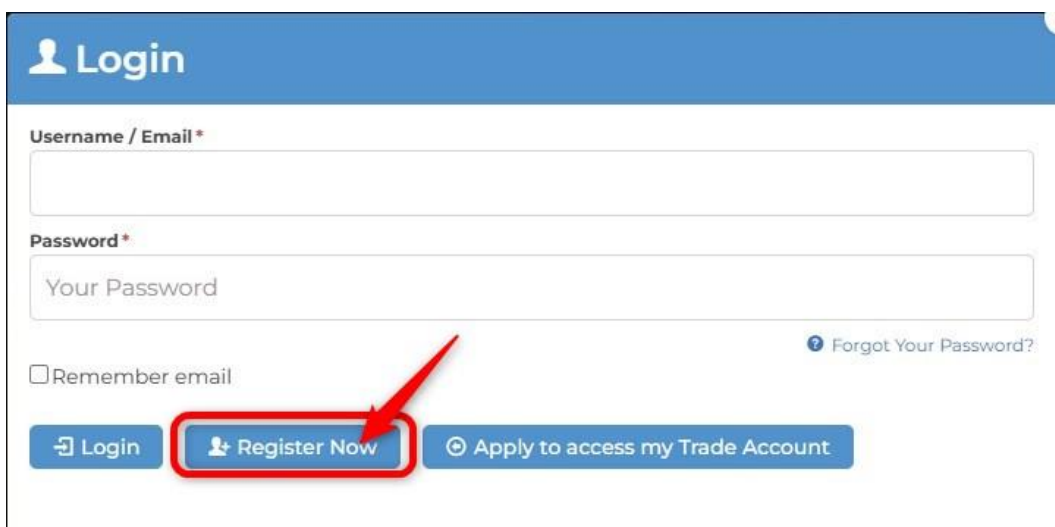


With an online account all your details, history and favourites are saved. Making it much quicker to purchase and checkout the next time you visit our site.

1. Product Favorites. When you add an item to your Favorites they are listed here for fast access.
2. Order History. See all you order and invoice history. Check the status of you outstanding orders. You can view the detail, print and copy to new order.



2. To register for an online account, click on “**Login**” at the top right of the screen. Click on “**Register Now**”





How to navigate and purchase online as a CBD customer

Complete the register page, fill out your details (1) and create a password (2), then enter the validation code as shown (3) click Register (4).

Register

1 Your Details

First Name*
Last Name*
Email Address*
Confirm Email Address*
Phone Number


2 Create Password

Password*
Confirm Password*

251111
Refresh Image
Please enter the validation code*
Please enter the validation code

4 Register

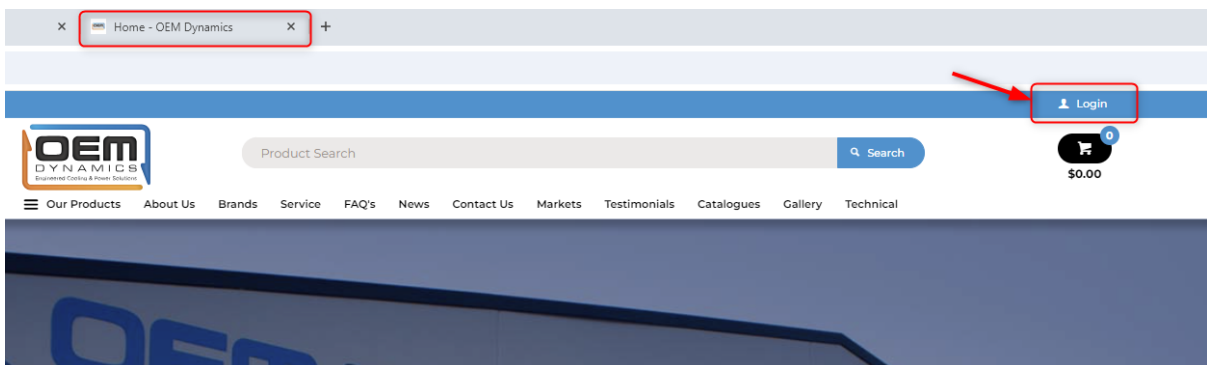
3. After clicking the “**Register**” button, you will receive an welcome email.



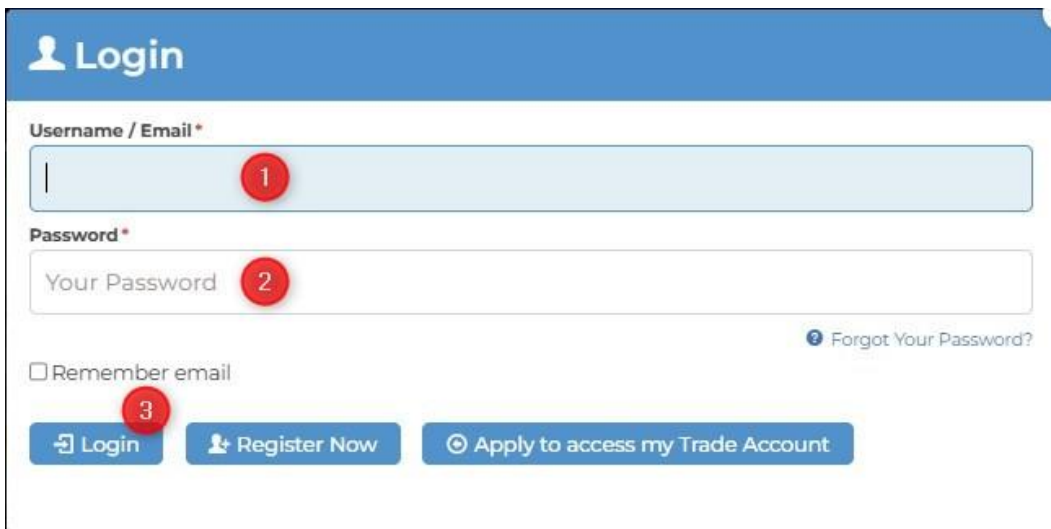
Registered user login.

Step-by-step. Register users.

1. Navigate to any page of our website (oemdynamics.com.au) click “**LOGIN**” on right-top navigation menu.



2. Enter your registered email address (1) and password (2) in the window, then click “Login” (3).



Tips: Tick “Remember email” so you don’t need to bother to re-enter your email address and password when you login next time.